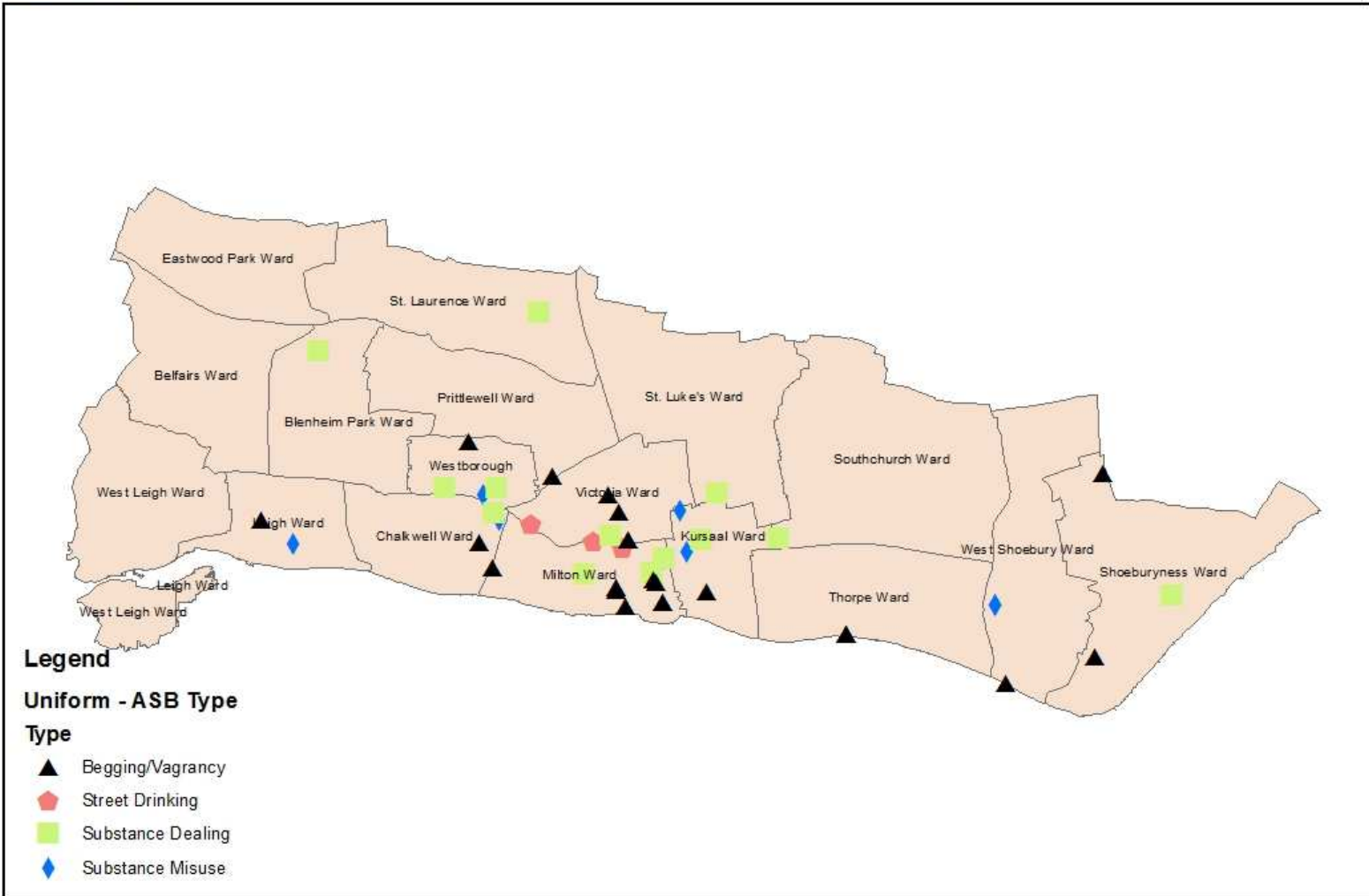


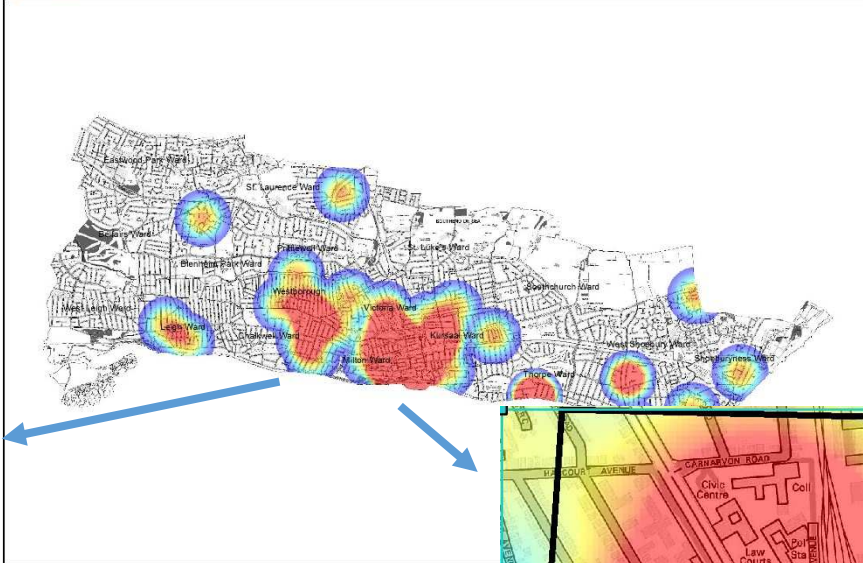


Data, taken from SMAART,
ASB Uniform.

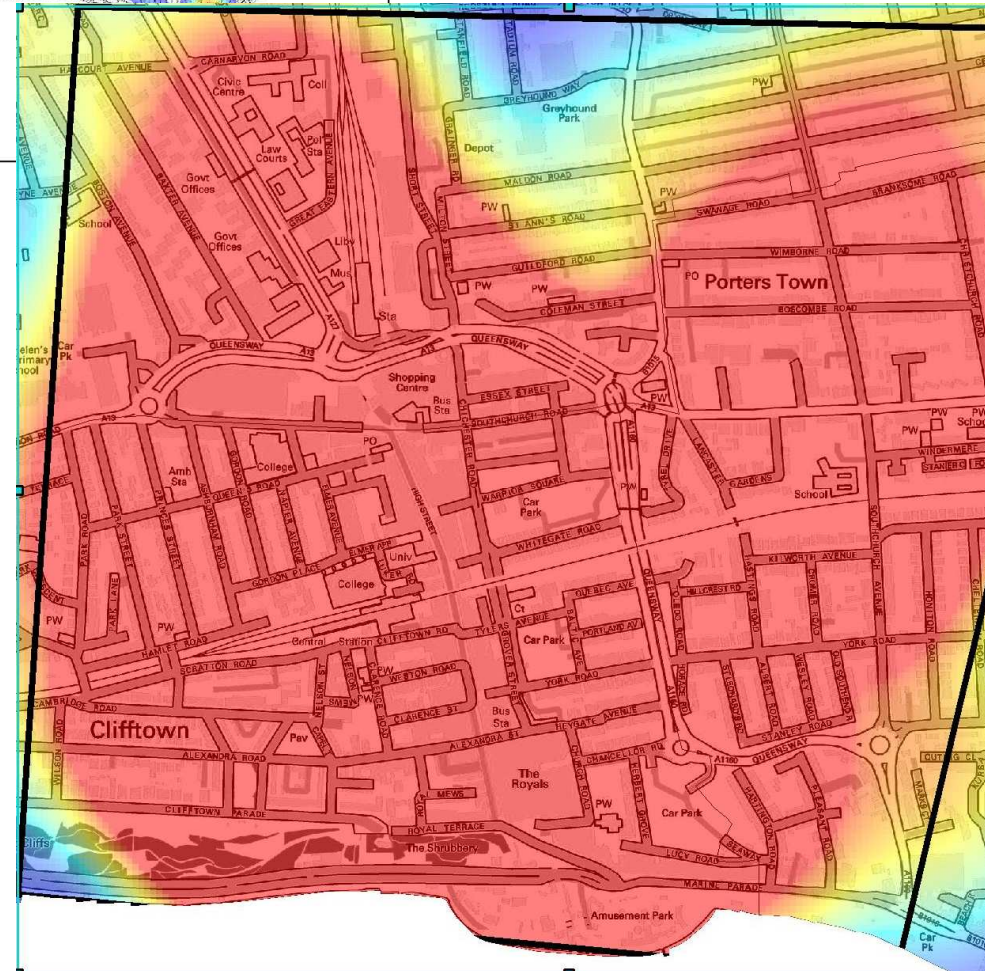
6 Month Period 1st May –
October 2018



- Legend**
- Uniform - ASB Type**
- ▲ Begging/Vagrancy
 - ◆ Street Drinking
 - Substance Dealing
 - ◇ Substance Misuse



© Crown copyright and database rights 2018 Ordnance Survey, 100019680

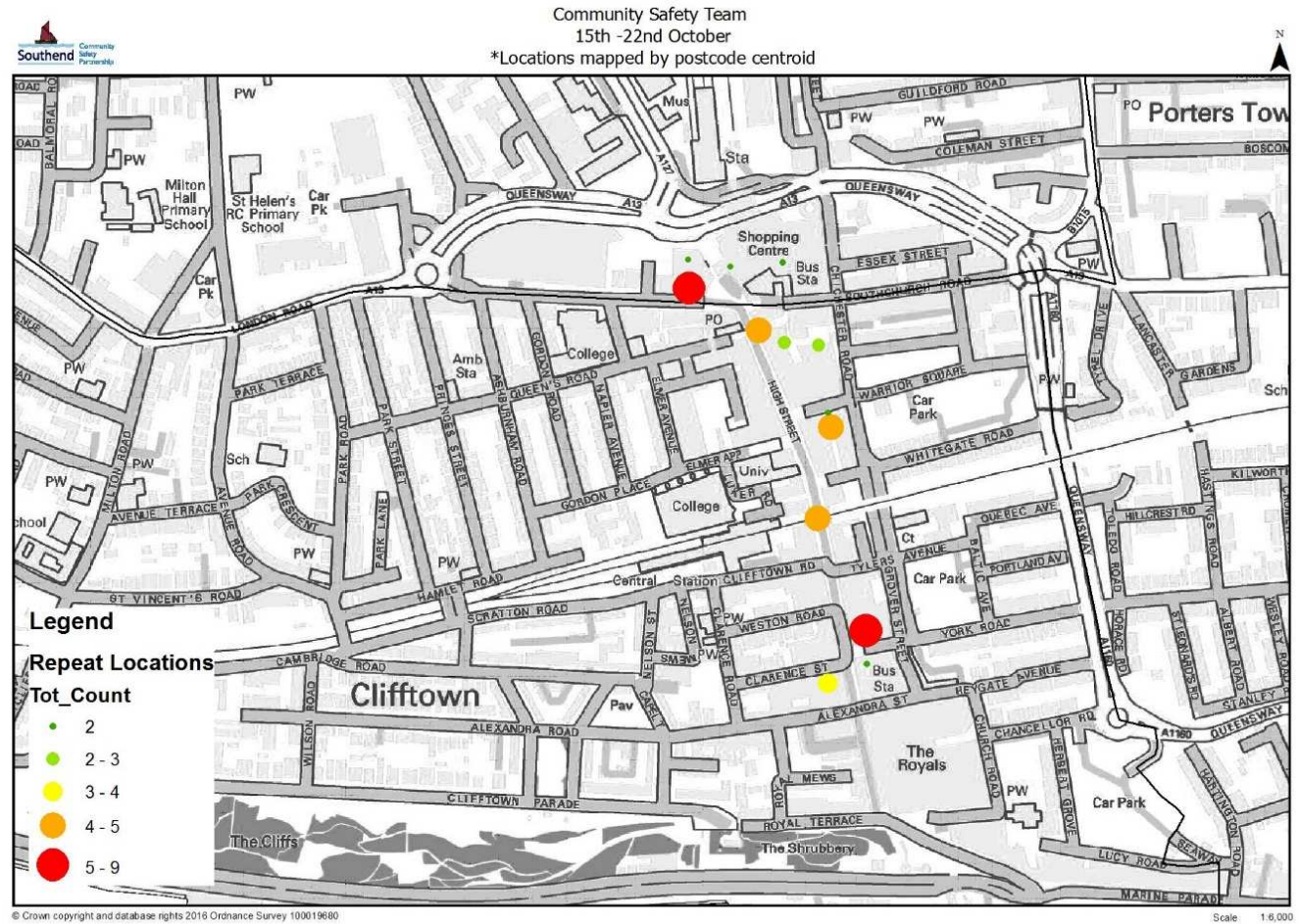
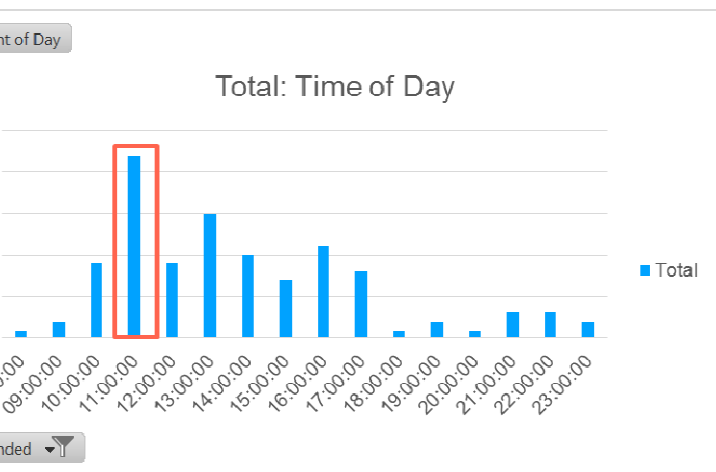
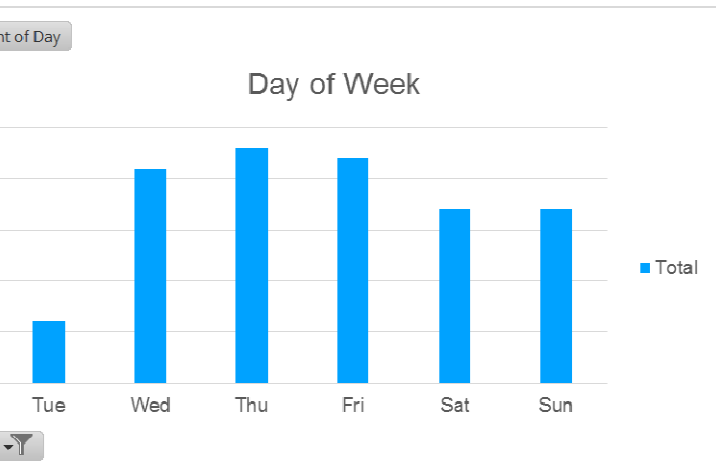


Hot spot areas based on ASB Council Data.

Category	Count
Abusive to staff	63
Community Engagement	12
Drinking	4
Homeless - Intel	1
Verbal Evidence	2
Aggressive	9
First Aid	4
Verbal Aggressive	1
Public Safety	1
Appreciations	2

ASB	Count
Abusive to staff	1
Aggressive	1
Begging	25
Cycling through town centre	2
Drinking	12
Homeless	18
Verbal Aggressive	1
Youths	2

Community Safety Team 15th – 22nd October 2018



LOCATION	May		June		July		August		September	
	Discarded drug litter	Rough sleepers	Discarded drug litter	Rough sleepers	Discarded drug litter	Rough sleepers	Discarded drug litter	Rough sleepers	Discarded drug litter	Rough sleepers
Mill Wharf										2
Walkwell Espl.										
Walkwell Park		2		2			2	15	2	2
Lowstone							450	0		
Almatia Road										
West Beach							0	3		
Wyn Road		4	2	2						4
George Street										
Hamlet Court Road		4					5	11		1
Goon (Three Wells)						13	150	9		12
Marine Parade		2		4		10	0	8		
Wess Road										
Wymans	469	21	11	4	15	7	411	14		
Wyn Road		3	2	2			1	7	9	6
Woburn Common										
Worefields										
Wortherlands Blvd										1
Worpe Bay										
Worner										
Alexandra Bowl	1								1	
Walfairs Park										
Woodswood Park										
Worrior park									2	
Woburn Park	2								1	
Wortherchurch Pk										
Wortherchurch Pk									2	4
Wortherchurch Pk										
Wortherchurch Pk							0	7		
Wortherchurch Pk										
Total	472	36	15	14	15	20	1019	74	17	32

Veolia – Monthly toilet reports for discarded drug litter and Rough Sleepers.